

## Canadian Identities Activity

### Class Activity - Canadian Identities (Optional)

Do you want your class to follow along and interact with the Canadian Identities activity that will be showcased in the Kids Meet webcast? In this Canadian Identities activity, which your class can do prior to the webcast, your students will add their own perspectives (by October 17) and analyze perspectives on "belonging in Canada" first from your community's perspective, then compare their community to other perspectives across Canada.

During the webcast they will hear students from 4 classrooms across Canada present what they learned from participating in this same activity and be able to interact with them live to ask questions.

Completing this activity prior to the webcast is ideal but not required. All classrooms are invited to join the webcast.

By the end of this activity, your class will have the content to fill in [this Canadian Identities Powerpoint Presentation](#), which you can share on A Kids' Guide to Canada. \*Feel free to either plug your content into this presentation template or create your own.

### Step 1 - Answer This Next 150 Question on WorldVuze (By October 17th)

Sign up to WorldVuze and answer the Canadian Identities **“Question #4”**: How much change do you think is needed for the people in the city, town, or community where you live to feel they belong in Canada?

The image shows a composite of three screenshots from the WorldVuze app. The central screenshot displays the question in both English and French: "How much change do you think is needed for the people in the city, town, or community where you live to feel they belong in Canada?" and "Dans quelle mesure un changement sera nécessaire pour que les gens de la localité, ville ou communauté où tu vis aient le sentiment d'appartenir au Canada?". Below the question are three answer options: A (No change is needed), B (Some change is needed), and C (Big change is needed). A text box for "Why?" is also present. The left screenshot shows the app's navigation and search filters, including a "150" badge and filters for "Country" and "Language". The right screenshot shows a map of North America with a "Next Question" button and a "View Answer Options" button.



**How to Join WorldVuze?** If you're new to WorldVuze, you can go to our [Next 150 Getting Started Guide](#) for how to join WorldVuze and find the Next 150 questions. (It also contains exciting curriculum-relevant resources and activities that connect to each Next 150 topic that you may be interested, but are not relevant for this webcast).

### **How to Find Canadian Identities Question #4?**

As part of The Next 150 Discussions on WorldVuze, classrooms across Canada are sharing their perspectives on 5 important topics - Responsible Citizenship, Canadian Identities, Rethinking Our Past, Sustainable Future, and Canada's Leadership. Each topic has 4 or 5 questions.

For the purpose of this activity, we will be focusing on a deeper dive into one topic "Canadian Identities" and further this one question in this topic:

### **Canadian Identities - Question #4**

**In the next 150 years, how much change do you think is needed for the people in the city, town, or community where you live to feel they belong in Canada?**

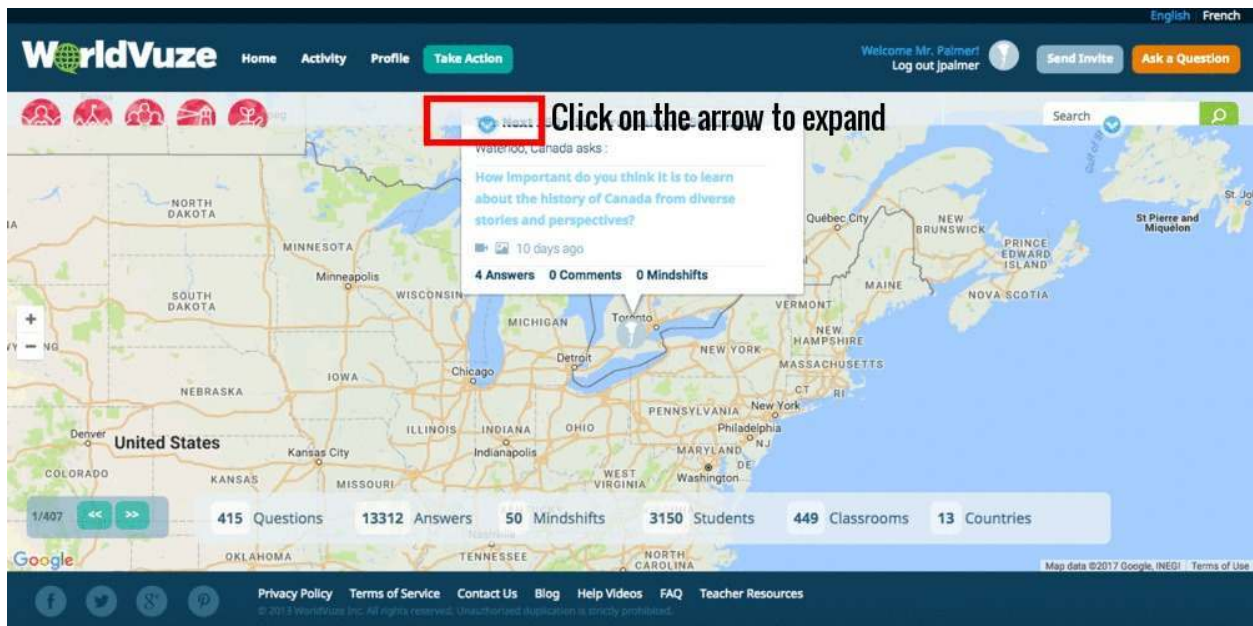
Instructions: In your answer please share what kind of community you belong to: urban, rural, northern, suburban, or other. Also, please share what, if anything, would need to change to feel they belong.

- A. No change is needed
- B. B. Some change is needed
- C. C. Big change is needed

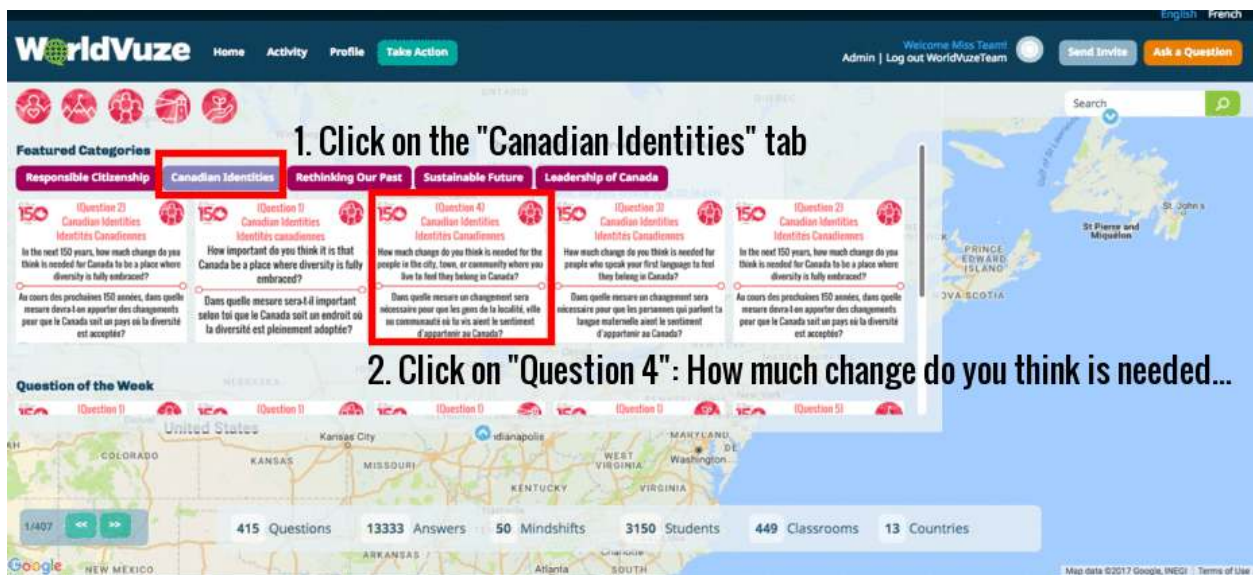
Definitions: Belonging = Feeling accepted, safe, listened to and welcome to live and participate in Canada.

**Here's how your students can find and answer this question, once they're on WorldVuze:**

- 1. Clicking on the arrow to expand and see all "Next 150 questions"**



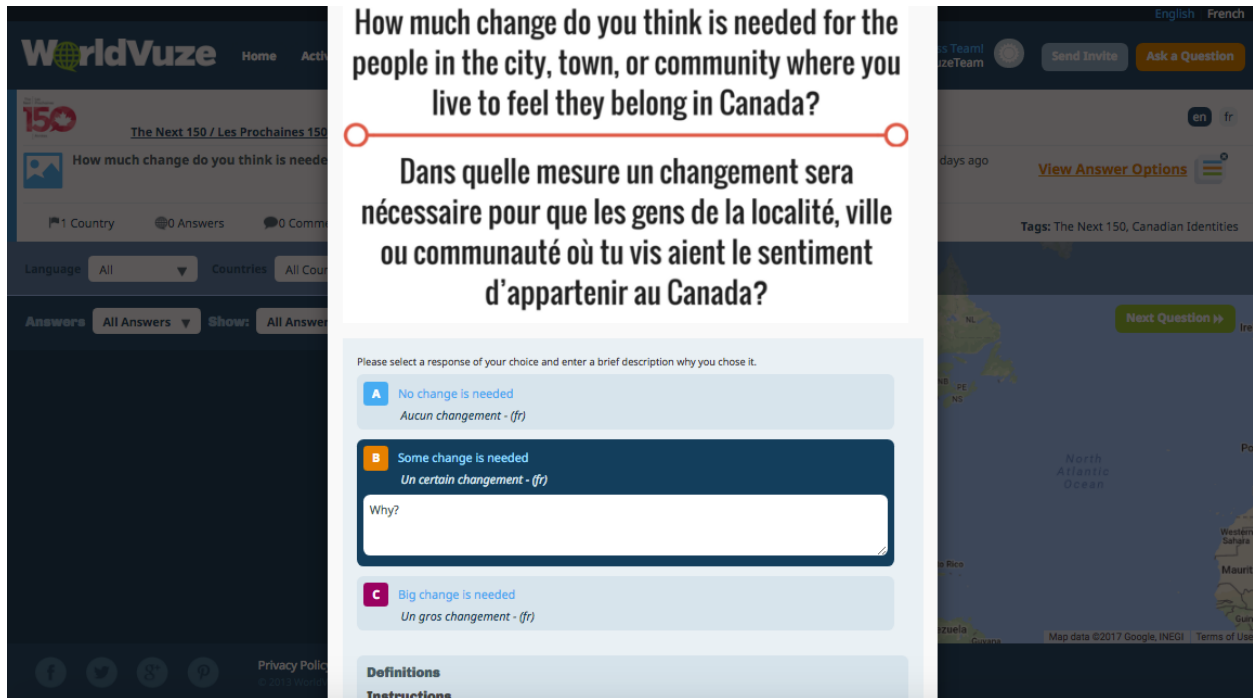
**2. Clicking on the Canadian Identities tab.** Students can then click on the image of "Question 4: How much change do you think is needed for the people in the city, town, or community where you live to feel they belong in Canada?"



**3. Share their Perspectives and submit their answers!** Once your students click on the question, it will take them directly to a pop-up where they can type and share their perspective on that question.

\*Please note that as a teacher, you will not see this pop up. Instead, you will see an orange 'View Answer options' link, located on the upper right side of the screen.

**Step 2 - Analyze the Responses from YOUR Province (After Your Class has submitted your responses to the question)**



After your class has submitted responses to this question, go back onto WorldVuze and have your students analyze the responses coming from THEIR province (or at least their own class) to Question #4: How much change do you think is needed for the people in the city, town, or community where you live to feel they belong in Canada?

### Answer these questions - Slides 2-4

1. What was the breakdown of responses to this question from YOUR province? (i.e. how many people said No change is needed; Some change is needed; Big change is needed). \*See below how to filter answers on WorldVuze by province and find the pie chart breakdown of responses.
2. What were some themes/key reasons people in YOUR province shared for answering “no change is needed”, “some change is needed”, and “big change is needed”? \*See how to filter answers to questions by multiple choice category (i.e. big change is needed), as well as a table students can use to analyze data

### WorldVuze Geographic Filter

Students can filter perspectives by location (including country and region/province) on WorldVuze, then read through all of the students’ written responses from that location. See where to find the location filter below.

### WorldVuze Pie Chart

Students can use the pie chart to see patterns of perspectives. When they have different filters turned on, the pie chart will change, so that students can compare



social studies  
All from WorldVuze Team Ontario, CAN asks:  
Who do you look up to as a role model? (Please say who this person is and why they are your role model.) over 3 years ago

7 Countries 100 Answers 1 Mindshifts

Answers All Answers Countries Canada All Regions Age Range All Ages Gender Everyone Within All Times

Show: All Answers

- Pepper12 (12 years old) from Toronto, Canada answered 4 months ago
- maftuna (12 years old) from Toronto, Canada answered 4 months ago
- pirev2106 (13 years old) from Kitchener, Canada answered 5 months ago
- 721540 (12 years old) from Saskatoon, Canada answered 6 months ago

Tags: role model

Privacy Policy Terms of Service Contact Us Blog Help Videos FAQ Teacher Resources

perspectives from one location to another. For example, if students set the filter to specific to a region (i.e. students in Ontario), then click on the pie chart filter, they will see a breakdown of perspectives from Ontario. See where to find the pie chart button below.

English French  
WorldVuze Home Activity Profile Take Action Welcome JuliaS! Log out JuliaS

The Next 150 / Les Prochaines 150 Années asks:  
In the next 150 years, how important do you think it is that Canada be a place where diversity is fully embraced? 15 days ago

Answer this Question

1 Country 39 Answers 3 Comments 1 Mindshift

Language All Countries All Countries

Answers All Answers Show: All Answers

- snake10 (11 years old) from Saskatoon, Canada answered 3 days ago
- Gulnea Plg (12 years old) from Saskatoon, Canada answered 3 days ago
- 123457 (12 years old) from Saskatoon, Canada answered 3 days ago
- Bartolotta19 (17 years old) from Saskatoon, Canada answered 3 days ago

Tags: The Next 150, Canadian Identities

Next Question

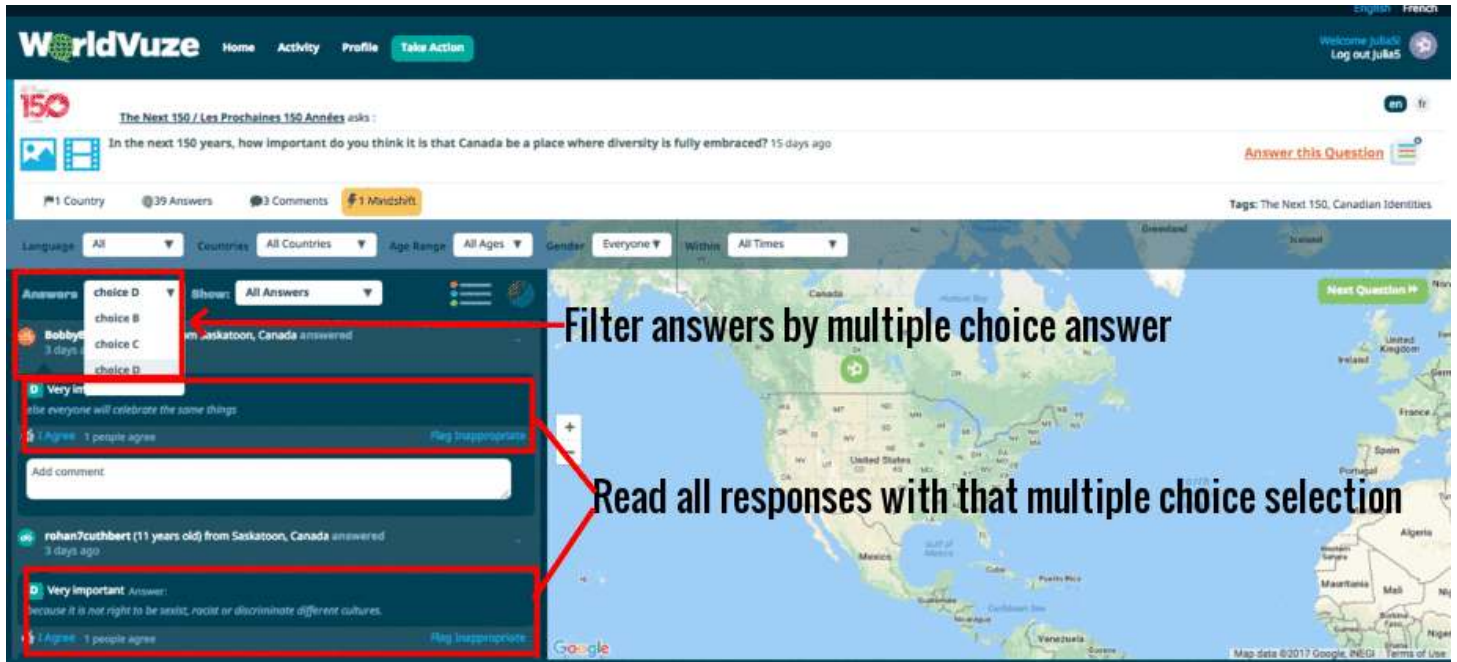
Google

Map data ©2017 Google, INEGI Terms of Use

Privacy Policy Terms of Service Contact Us Blog Help Videos FAQ Teacher Resources

## WorldVuze Filter by Multiple Choice Category

Students can filter perspectives by multiple choice answer option on WorldVuze, then read through all of the students' written responses who responded that way. See where to find the filter, in the image below.



## Regional Perspectives -Fill this Table for YOUR Province

	No change is needed	Some change is needed	Big Change is needed
% of respondents			
Why? (i.e. What topics/stories are being discussed? What grabs your attention? Do any particular comments or quotes stick out?)			
-			

## Step 3 - Compare Responses from Your Province to The Rest of Canada (After Oct 17th - in Preparation for October 24th webcast)

From October 17th on, after classrooms presenting in the webcast have submitted their responses to **“Question #4”**: How much change do you think is needed for the people in the city, town, or community where you live to feel they belong in Canada?, go back to analyze and compare responses from YOUR province to the rest of Canada.

### Answer these questions:

1. What was the breakdown of responses to this question from Canada as a whole? (i.e. how many people said No change is needed; Some change is needed; Big change is needed). \*See above how to filter answers on WorldVuze by country and find the pie chart breakdown of responses.
2. How do perspectives on belonging from young people in YOUR province compare to the overall feeling of young Canadians on this issue?
3. Why do you think student perspectives from YOUR province might be similar or different than other areas of Canada?  
\*See above how to filter answers to questions by multiple choice category (i.e. big change is needed), as well as a table students can use to analyze data.  
\*You may choose to divide your students by province to analyze the student data coming from other areas of Canada who have responded to the question, other than your own province, i.e. Newfoundland, Ontario, Manitoba, Saskatchewan

## Step 4 - Upload Your Presentations to A Kids' Guide to Canada

The [Kids' Guide to Canada](#) project is a national teacher led initiative offering every elementary class in every school system in Canada a chance to help create the very first interactive and multilingual guide to Canada produced by kids and for kids – for Free!

### [Register for A Kids Guide to Canada and Upload YOUR Slides](#)

