



Getting Started With The Next 150 Discussions!

Welcome and thank you for signing up for The Next 150 Discussions on WorldVuze!

By sharing their perspectives in this historic national and bilingual discussion, your students can help shape Canada’s future with thousands of students from diverse communities across the country. Their voices will together form a collective Next 150 vision of the Canada young people want!

Below is everything your class will need to join The Next 150 discussion, including how to join WorldVuze and find the Next 150 questions, as well as Next 150 background resources and grade appropriate classroom activities that you can use to go beyond the discussion and deepen the learning experience for your students.

Frequently Asked Questions

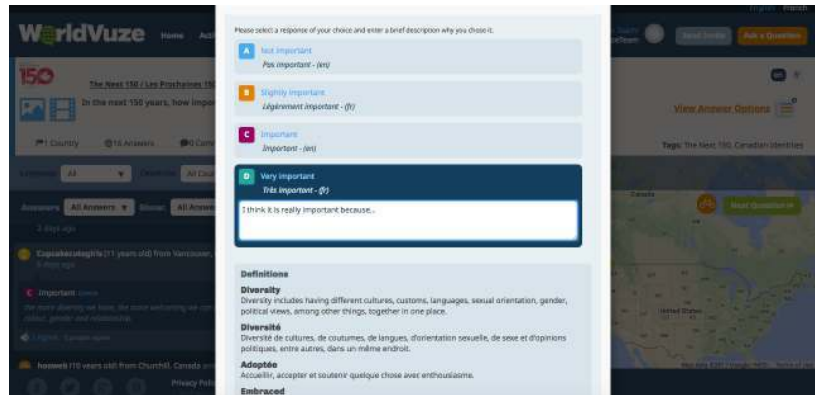
Where are The Next 150 Discussions Happening?

All Next 150 questions are posted online on WorldVuze, a free, safe and bilingual global discussion platform that allows K-12 students to safely share their own perspectives, as well as explore and compare the multiple and diverse perspectives of other students across Canada and around the world.

The screenshot shows the WorldVuze website interface. At the top, there is a navigation bar with the WorldVuze logo, links for Home, Activity, Profile, and Take Action, and user options like 'Welcome Miss Team!', 'Admin | Log out WorldVuzeTeam', 'Send Invite', and 'Ask a Question'. Below the navigation bar, there is a section for 'The Next 150 / Les Prochaines 150 Années asks'. A question is displayed: 'In the next 150 years, how important do you think it is that Canada be a place where diversity is fully embraced?' posted 11 days ago. The question has 1 Country, 16 Answers, 0 Comments, and 0 Mindshifts. There are filters for Language (All), Countries (All Countries), Age Range (All Ages), Gender (Everyone), and Within (All Times). A map of Canada and the United States is shown on the right, with a 'Next Question' button. On the left, there are answers from users like 'Cupcakecutegirls (11 years old) from Vancouver, Canada' and 'hooweb (10 years old) from Churchill, Canada'. The footer contains social media icons, Privacy Policy, Terms of Service, Contact Us, Blog, Help Videos, FAQ, and Teacher Resources.

When Can My Class Join the Next 150 Discussions?

Your students can join in the discussions as often as they wish **anytime between September 18th and November 30th, 2017** by sharing their perspectives on WorldVuze and exploring other student perspectives, as they come in, from all across the country.



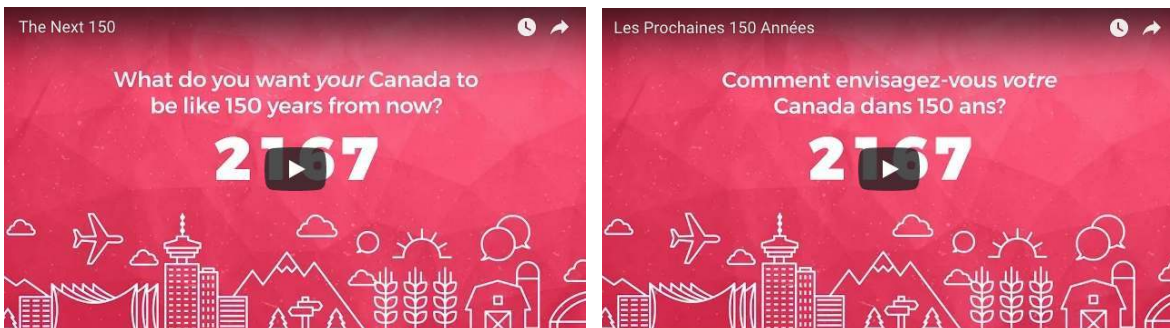
Who Can Participate?

Any K-12 student who is signed up to a class on WorldVuze for the 2017/18 school year can participate. Expect to see student perspectives from diverse communities all across the country coming in over the coming months. See a screenshot of classrooms who have also signed up to the discussions to date.



How can I introduce The Next 150 Discussions to my students?

You can show your class this short 30 second video, available in [English](#) and [French](#), to introduce them to the Next 150 Discussions.





How to Join WorldVuze

In order for your class to participate, you must first sign up to WorldVuze and be validated as a teacher, then create your class and have your students sign up using your unique class code. See the steps to follow below:

How to sign your class up to WorldVuze?

- 1) Go to www.worldvuze.com, click on the 'sign up' tab , 'I am a Teacher' and create your teacher account (we validate all teachers, so make sure to sign-up at least 48 hours before you plan on joining the discussions).
- 2) Create a class for your students to join (you can create as many classes as you need!). [Click here](#) to watch a 1 minute video on how to create a class.
- 3) Give your students their class code (every time you create a class it generates it's own unique class code. [Click here](#) to find out where to find it). Your students will need their class code in order to sign-up and it will connect you to your students on WorldVuze.
- 4) Ask your students to create their own accounts on the WorldVuze homepage www.worldvuze.com, by clicking on sign-up, “I’m a student”. ([Click here](#) for a video on how students sign up for WorldVuze).

They will also need to create and enter their own user name and password when they sign-up. Usernames should not contain any personal information and we recommend that passwords be kept simple, as they will need to remember them. You will also have access to a list of all your student usernames and can reset them and their passwords if needed by signing in and going to your 'Profile' page and clicking on the 'Students' tab.

You can also watch [this short video](#) for a quick overview of WorldVuze.



How do we ensure student safety on the site?

[See here](#) how we make sure WorldVuze is a safe environment for K-12 students and teachers only, from validating all teachers on the platform, to our student privacy measures, profanity filter, and flagging system.

How to Find and Answer The Next 150 Questions on WorldVuze

Your students can share their perspectives on WorldVuze on any or all of the Next 150 questions about these 5 important topics:



Responsible Citizenship: Share your vision of what you think should be expected of a 'responsible' citizen in Canada and what rights they should expect to have in the Next 150 years.



Canadian Identities: Share your vision of what it should mean for people of all cultures and communities (urban, rural, Indigenous, northern, suburban, Francophone, Anglophone) in Canada to feel they belong and are represented in the next 150.



Rethinking Our Past: Share your vision of whether anything needs to change in the way we learn about Canadian history in school and in the media and the value of learning from the past in the next 150 years.



Sustainable Future: Share your vision of the kind of changes people and communities in Canada should be making to become more sustainable and what Canada's contribution as a nation should be towards a more sustainable world in the next 150 years.



Leadership of Canada / Canada's Leadership: Share your vision of what role Canada should take as a leader in the world, Canada's responsibility to address international challenges, and how Canada should prepare young people to contribute as leaders in the world in the next 150 years.

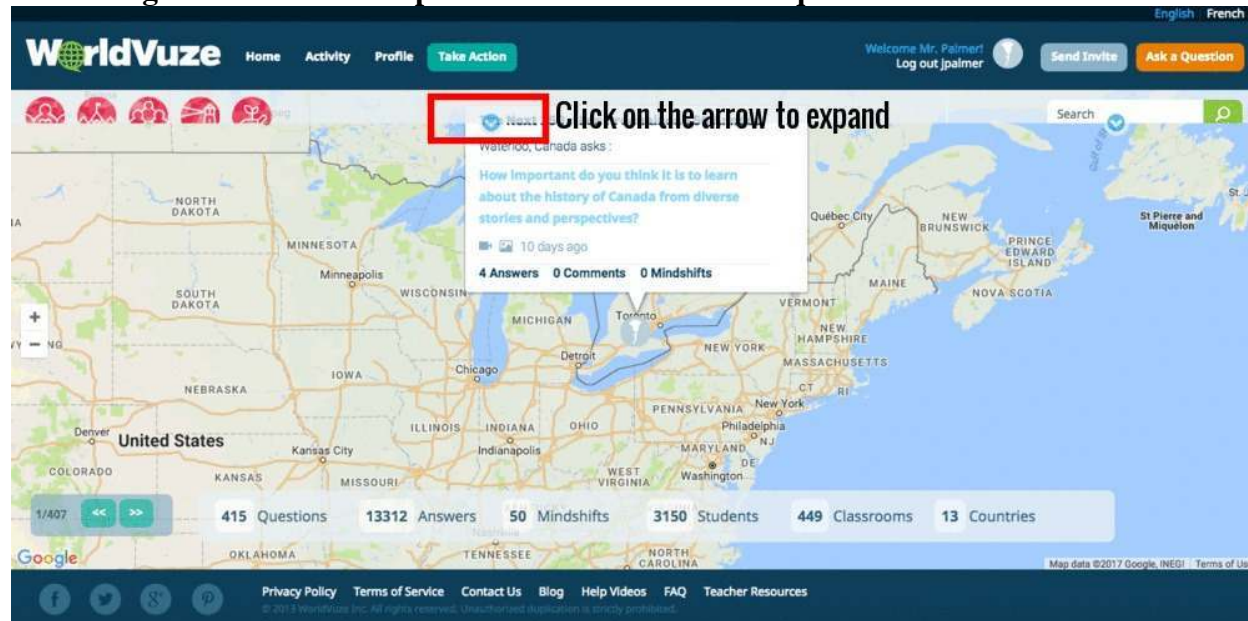
Preview of All Next 150 Questions:

Here's a pdf of all the [Next 150 discussion questions](#) posted on WorldVuze (in English and French). There are 4-5 discussion questions under each Next 150 topic for your students to answer.

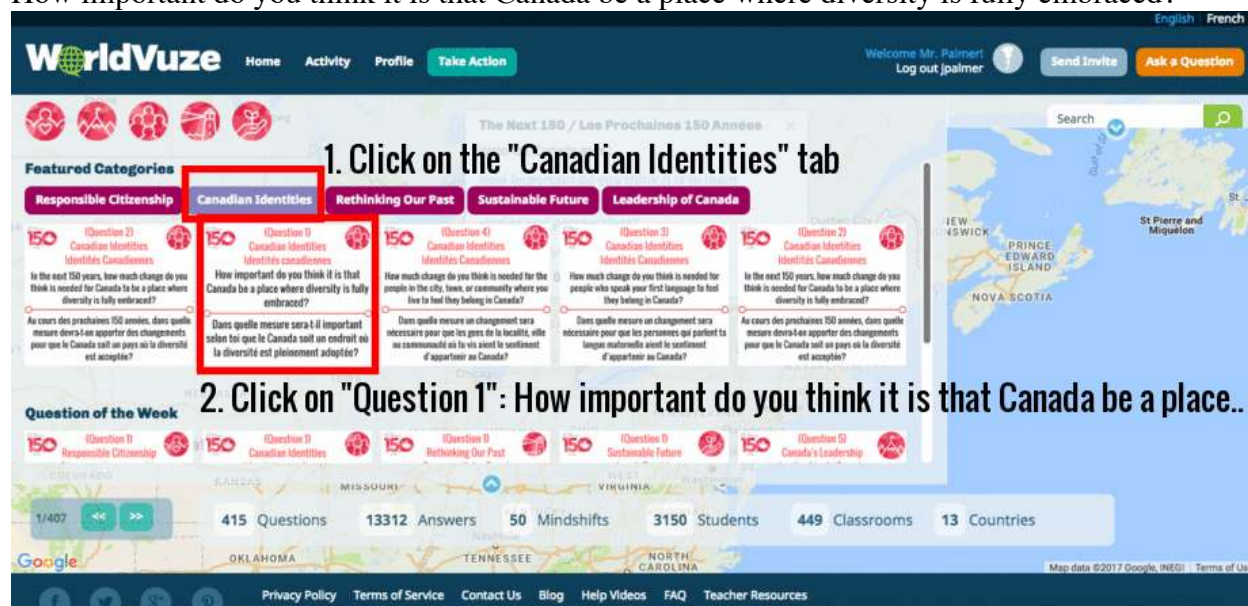
Finding The Next 150 Questions:

Once your students are logged into WorldVuze, they can find The Next 150 questions by either clicking on one of the Next 150 red circle icons at the top of the dashboard, each representing one topic or they can see all topics and questions at once by doing the following:

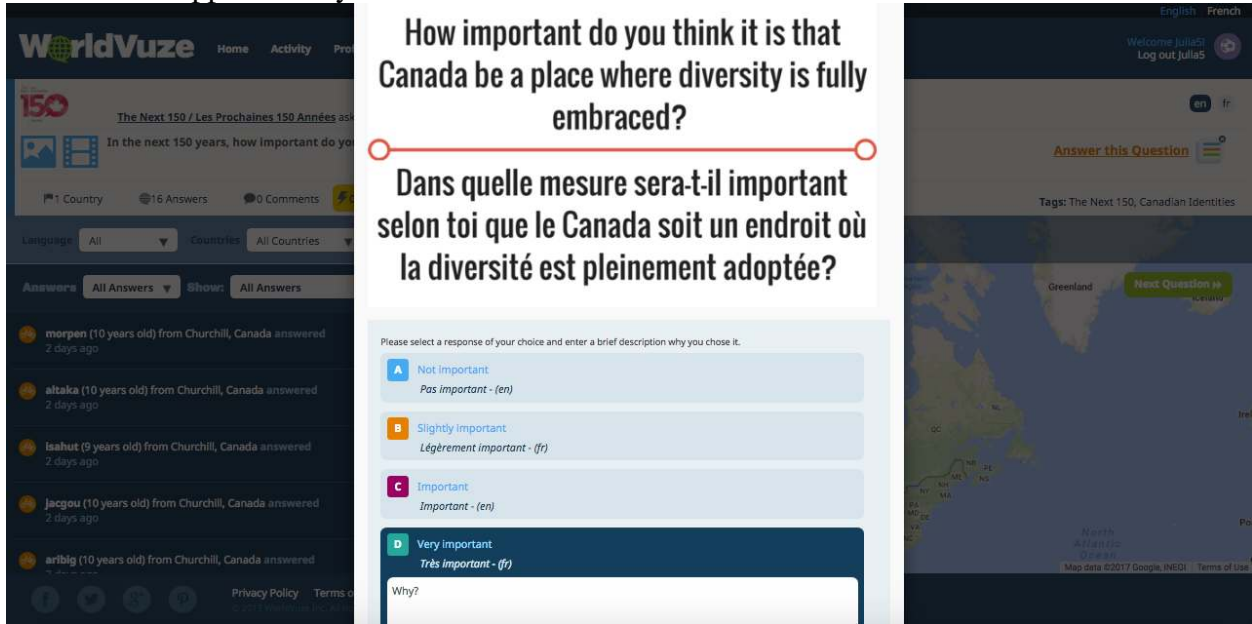
1. Clicking on the arrow to expand and see all "Next 150 questions"



2. Clicking on the Next 150 topic tab that they're interested in, for example "Canadian Identities". Students can then click on the image of the question they want to answer (each question is also labelled with a number i.e. Question 1), for example the question "Question 1: How important do you think it is that Canada be a place where diversity is fully embraced?"

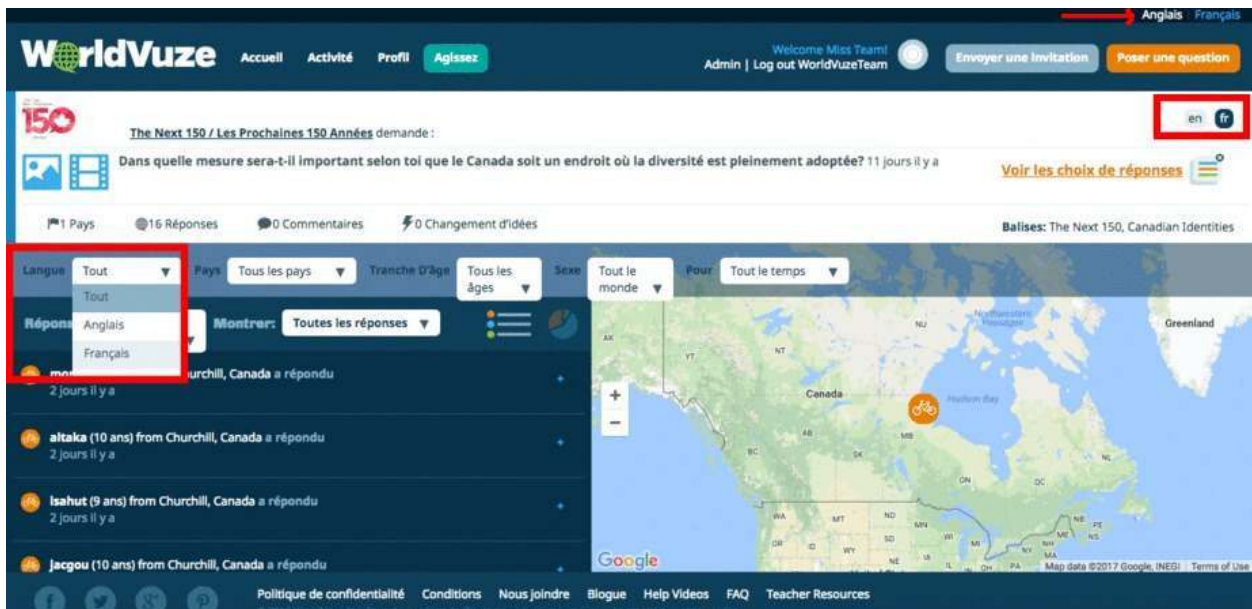


3. Share their Perspectives and submit their answers! Once your students click on a question, it will take them directly to a pop-up where they can type and share their perspective on that question. This pop up may also at times include a video, definitions, question instructions, and links to supplementary resources



*Please note that as a teacher, you will not see this pop up. Instead, you will see an orange 'View Answer options' link, located on the upper right side of the screen, which you can click to see the full list of answer options for that corresponding question. In addition, we have provided a bilingual pdf of all Next 150 questions and answer options for you [here](#), listed by topic.

WorldVuze is now bilingual and all Next 150 questions can be viewed and answered in English or French:



4. Click on "Next Question" to Answer the next question in the same Next 150 topic, in this case "Canadian Identities".

The screenshot shows the WorldVuze website interface. At the top, there is a navigation bar with the WorldVuze logo, 'Home', 'Activity', 'Profile', and 'Take Action' buttons. A user profile for 'Miss Team!' is visible with 'Admin' and 'Log out WorldVuzeTeam' options, along with 'Send Invite' and 'Ask a Question' buttons. The main content area features a '150' logo and the text 'The Next 150 / Les Prochaines 150 Années asks :'. The question is 'In the next 150 years, how important do you think it is that Canada be a place where diversity is fully embraced?' posted 11 days ago. Below the question, it shows '1 Country', '16 Answers', '0 Comments', and '0 Mindshifts'. A filter bar includes 'Language: All', 'Countries: All Countries', 'Age Range: All Ages', 'Gender: Everyone', and 'Within: All Times'. The 'Answers' section lists four responses from users 'morpen', 'altaka', 'Isahut', and 'Jacgou', all from Churchill, Canada, answered 2 days ago. A map of Canada is displayed on the right, with a red box highlighting a 'Next Question' button and the question text: 'How much change do you think is needed for people who speak your first language to feel they belo...'. The footer contains social media icons and links for 'Privacy Policy', 'Terms of Service', 'Contact Us', 'Blog', 'Help Videos', 'FAQ', and 'Teacher Resources'.

If your student has finished answering all 4 or 5 questions in the topic the "Next question" button will disappear. They then can click on either "Home" or the WorldVuze icon to take them back to the dashboard and share their perspectives on more Next 150 topics!

This screenshot shows the WorldVuze website interface after the 'Next Question' button has disappeared. The 'Home' button in the top navigation bar is highlighted with a red box. The main content area shows the same question as the previous screenshot, but now it has '1 Answer' instead of 16. The answer is from user 'spekon' (10 years old from Churchill, Canada) answered 8 days ago. The map of Canada is still visible on the right. The footer remains the same with social media icons and various utility links.

Next 150 Classroom Background Resources & Activities

Deepen the learning experience for your students in the Next 150 discussions by integrating these additional **Next 150 activities and background resources**, available in both English and French.



Responsible Citizenship

Classroom Activity:

English pdf: [What's The Best Age to Vote?](#)

French pdf: [Quel est le meilleur âge pour voter?](#)

Background Resources:

[English Resources](#)

[Ressources didactiques en Français](#)



Canadian Identities

Classroom Activity:

English pdf: [The Nightly News](#)

French pdf: [Les Nouvelles du Soir](#)

Background Resources:

[English Resources](#)

[Ressources didactiques en Français](#)



Rethinking Our Past

Classroom Activity:

English pdf: [Mapping Perspectives](#)

French pdf: [Cartographie des perspectives](#)

Background Resources:

[English Resources](#)

[Ressources didactiques en Français](#)



Sustainable Future

Classroom Activity:

English pdf: [Visions of a Sustainable Community](#)

French pdf: [Visions d'une communauté durable](#)

Background Resources:

[English Resources](#)

[Ressources didactiques en Français](#)



Leadership of Canada / Canada's Leadership

Classroom Activity:

English pdf: [Art Exhibit - Showcase Canada's Leadership in the World Over the Next 150](#)

French pdf: [Exposition d'art sur le leadership du Canada dans le monde au cours des prochaines 150 années](#)

Background Resources:

[English Resources](#)

[Ressources didactiques en Français](#)

Happy inquiring!

The WorldVuze Team

Please contact Julia Coburn at julia@worldvuze.com, if you have any questions or would like to share updates on how your class is engaging in this important national project.