



Intro to WorldVuze and Student Sign-Up

Teacher Preparation (10 min)

Before your students can join WorldVuze, you must first have created an account as a teacher by signing up to www.worldvuze.com and second created a class for your students to join. **Sign up for WorldVuze at least 48 hours in advance of your class to ensure you've been validated to use the site.**

Here's how:

1) Sign-Up as a Teacher on WorldVuze

Go to www.worldvuze.com, click "Sign up, I'm a teacher" and create an account.

WorldVuze is a safe place for K-12 students and teachers only. All teachers will need to be validated by WorldVuze to access the site. After you sign up, 1) Click on the link in your confirmation email and 2) Wait for notice within 48 hours of your validation.



Video

Watch this quick demo video: "I'm a teacher, how do I sign up?" on the [WorldVuze Demo Videos page](#)

2) Create a class

Before your students can join WorldVuze, you need to first create a class for them to join. Students must be connected to at least one class to use WorldVuze (through a class code). This way, as an educator you can keep track of all of the content your students are posting.

Note: Setting a class end date (i.e. the end of the school year) means, your students will only be able to use WorldVuze when they're in school. Students can join a new class when they return!



Have your class code ready for your students to use when they're signing up (see below).



Video

Watch this quick demo videos: "How do I create a class?" and "How do I find my class code?" on the [WorldVuze Demo Videos page](#)



Suggested Lesson Sequence (35 minute class time)

1) Introduce your class to WorldVuze (5 min)

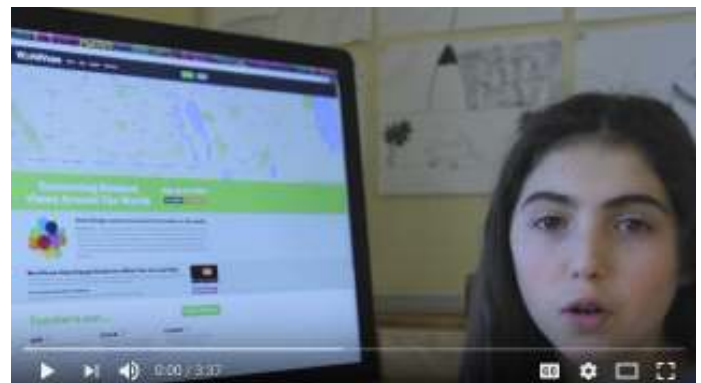
What is WorldVuze?

WorldVuze is where elementary, middle, and secondary school students can safely share and explore perspectives with other students around the world on questions posted by classrooms, non profit organizations, and experts.

You can start by sharing how on WorldVuze your students will have the opportunity to connect and learn together with other students around their same age all over the world on many different topics by asking and answering each other's questions.

Video

Share this WorldVuze introduction video with your class led by a student named Carly, who explains what WorldVuze is and how it works from a student perspective.



WorldVuze Student Case Study (3 min)

2) Online Conduct (10 min)

Background

Before your class begins using WorldVuze, discuss with your class what appropriate and inappropriate activity looks like on a digital platform like WorldVuze.

WorldVuze was designed for K-12 students and teachers and takes online safety extremely seriously. See our list of [Online Safety Page](#) for features and mechanisms, including our sign-up process, profanity filter, and flagging system.

Online Conduct Class Review

Review online conduct on WorldVuze with your class, by going over the [WorldVuze Online Conduct page](#) and/or watching our online conduct video (below).

Video

All of this information is also explained in this [Online Conduct video \(2 minutes\)](#)



3) Students Sign-Up to WorldVuze (15 min)

Now that you're done your introduction, your students are ready to sign-up to WorldVuze!

Here's how:

- 1) Login to your Teacher WorldVuze Account and Go to your Profile Page



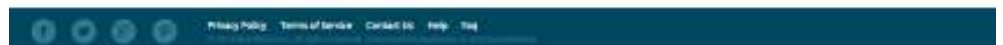
- 2) Click on your "Classes" tab



- 3) Share your unique "class code" from the class you would like your students to join

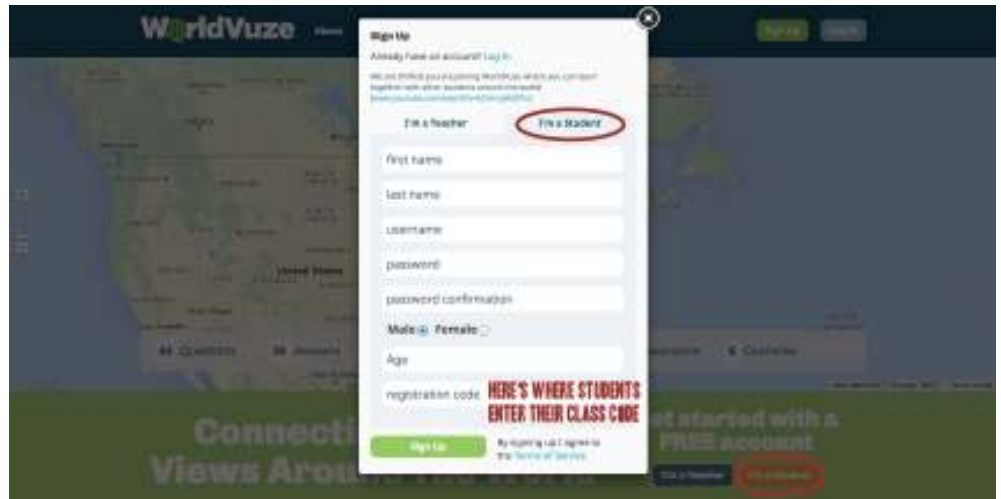


*students must be connected to at least one active class (with a validated teacher) to use the site



4) Have your students create their own accounts by signing up on www.worldvuze.com - under "I'm a Student" (using your class code when it asks for the "registration code")

*if your student already has an account, they can use the same account username and password and add your class's "class code" once they login



Video

You and your students can watch this quick demo video "[I'm a student, how do I sign up?](#)" video (under 2 minutes) on our **[Demo Video page](#)** for a quick walk through.

Optional Discussion Topics



Possible Class Discussion Questions - Perspectives

1) What is a perspective?

Definition of perspective: A particular attitude toward or way of regarding something

*For younger students, you might choose to discuss the concept of “voice” and why it’s important that their voice and the voices of others be heard

2) What can you learn from different perspectives? (i.e. from other students in your class, from other students in your city/town; country; around the world)

*For younger students in particular, the ‘Perspectives’ activity below can be an alternative discussion

3) Do you think people living in the same country/region of the world will have the same perspectives as your classmates? Why or why not?

4) What can other students learn from your perspective(s)?

Follow up: How might this influence how you communicate your perspectives on a platform like WorldVuze?

Possible Class Activity - Perspectives

Sometimes it can be more effective for students to understand a concept through an activity or experience. In this simple activity, you can help your students understand the importance of multiple perspectives on a personal level by playing the role of the “Devil’s Advocate”.

Prompt: All of you are in the same class, you live in the same country and are around the same age, so if I asked one of you your opinion on something, then I would know how all of you feel. Do you agree with this statement? Why or why not?

How would you feel if only one of you were allowed to represent all of the students in your school, or only a few of you were picked to represent your whole country?

Listen to Student Feedback...[usually students feel strongly that their voice and every voice must be heard]

Some points you may want to address from students: there can be multiple perspectives and experiences, even from one place; you can agree with another person on some topics, but not necessarily on others. Future WorldVuze activities build on this concept.



Possible Class Discussion Questions - Digital Literacy

- 1) What do you think it means to be “digitally literate”?
Ask your students to break-out into small groups and write down all of the skills and abilities a “digitally literate” person should have.

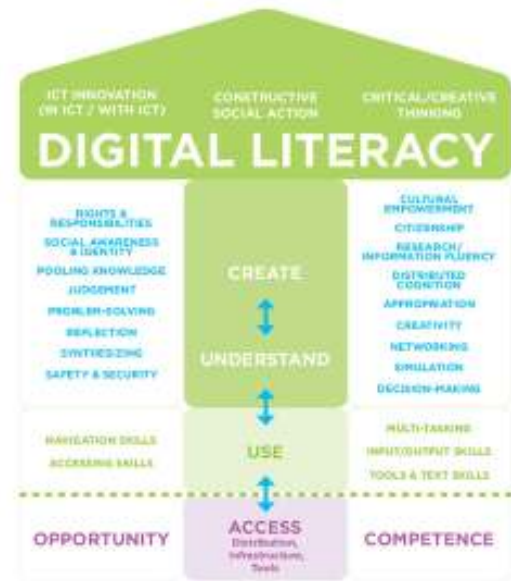
Follow-Up: Introduce the digital literacy definition from Media Smarts (or another source you work with at your school), below. Ask your class to compare the Media Smarts definition to their own. How is it the same or different?

Digital Literacy Definition

Digital literacy encompasses an umbrella of skills (i.e. critical thinking, communication, information management), knowledge and competencies that help prepare young people for today’s media-rich world. These skills and competencies are outlined in the Digital Literacy model on [MediaSmarts](#).



You can also show your class this 2 minute video created by the University of Derby, which summarizes these concepts, called [“Digital literacy and why it matters”](#)



MediaSmarts Digital Literacy Model

- 2) How important do you think “digital literacy” skills are for your future?

Food for Thought: It’s estimated 65% of children entering primary school will someday have jobs that don’t yet exist ([Thomson Reuters, September 2016](#))

- 3) How do you think digital literacy will impact society as a whole?